

SPECIFICATIONS & DIMENSIONS

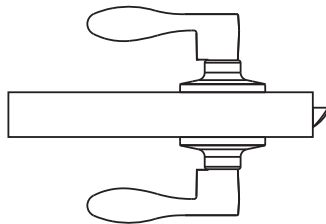
For the AccessIQ™
Passage Levers.



Specs

Door Preparation:	Cross bore 2-1/8 in., edge bore 1 in., 1 in. x 2-1/4 in. latch mortise
Backset:	2-3/8 in. or 2-3/4 in.
Door Thickness:	1-3/8 in. to 1-3/4 in.
Chassis:	Tubular
Faceplate:	2-1/4 in. Round corner
Strike:	2-1/4 in. Full rim
Bolt:	1/2 in. Throw
UL Fire:	3 Hour fire rated
ADA:	ADA compliant
Door Handing:	Reversible for left or right handed doors
ANSI Grade:	Meets Grade 3 standards

Function



Passage
Non-Locking

Styles & Finishes



Aria
Satin Nickel



Wave
Oil Rubbed Bronze

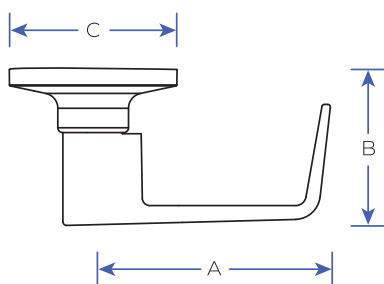


Axel
Matte Black

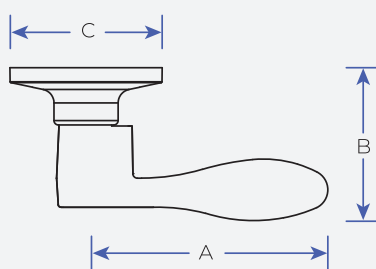
Style	Satin Nickel - 619	Oil Rubbed Bronze - 613	Matte Black - 622
Aria (Q1012)	●	●	●
Wave (Q1010)	●	●	●
Axel (Q1014)	●	●	●

Dimensions

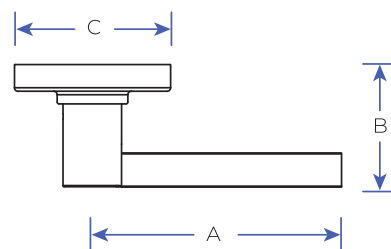
Aria



Wave



Axel



Style	A (in.)	B (in.)	C (in.)
Aria	4.1	2.4	2.6
Wave	4.6	2.4	2.4
Axel	4.2	2.2	2.4